




# topstitching — saddlestitch

*Heavy stitching using buttonhole twist or topstitching thread in the bobbin.*

1. Thread the needle with all purpose sewing thread and wind the bobbin with the heavier buttonhole twist. Insert the bobbin in the bobbin case and through the tension. (#1)



2. With wrong side up, sew the desired distance from the edge. The topstitching thread will show on the right side. (#2)



**Standard Foot**

**Stitch:** *Straight*

**Width:** *Pre-set*

**Length:** *4.0-5.0mm*

**Tension:** *Pre-set*

**Fabric, needles, notions required:**

*Medium to heavy fabrics; universal or topstitching needle, 90/14 or 100/16; topstitching or buttonhole twist in the bobbin and all-purpose polyester sewing thread for the needle*

## FOOT FACTS

*The edge joining foot can also be used for this technique. Place the metal blade along the edge and sew. Or use the quilting bar to guide your stitching to keep it straight.*