




# seams — tucked and topstitched

*A simple seam finish used to provide extra detail on the outside of the garment.*


1. Sew a traditional 5/8" seam. Press the seam allowances to one side. (#1)



2. From the right side, place the metal blade in the seam allowance. Adjust the needle position to sew over the pressed seam, holding it in place and to one side. (#2)



**Standard Foot**  
and



**Edge Joining  
Foot**

**Stitch:** *Straight*

**Width:** *Pre-set*

**Length:** *Pre-set*

**Tension:** *Pre-set*

**Fabric, needles, notions required:**

*Fabrics of choice; universal needle, size 80/12; all-purpose sewing thread for needle and bobbin*