



heirloom — entredeux

A machine-made trim used between lace and lace, lace and fabric or fabric and fabric. Literally means “between two”.


1. Thread the gimp cord, through the two front holes on the 5-hole cording foot. As you stitch the thread encases the cords and holes are created down the middle because of the size of the needle. (#1)



2. For a finer, less defined look, use topstitching thread or a couple strands of silk or heirloom thread through the cording foot. (#2)



3-, 5-,
7-hole
Cording
Foot



Stitch: *Venetian Hemstitch*

Width: *Pre-set*

Length: *Pre-set*

Tension: *Pre-set*

Fabric, needles, notions required:

Fine natural fabrics such as cotton batiste, silk or linen; topstitching or wing needle, size 100 or 110; rayon, heirloom or silk embroidery thread for needle and bobbin; topstitching thread or gimp cord

TIP

Prepare your fabric with spray starch to keep the fabric from puckering. More than one application may be necessary. Spray the fabric, wait approximately 30 seconds and then press. Be careful not to scorch the fabric.