

海菱
® **HIGHLEAD**

GC24699

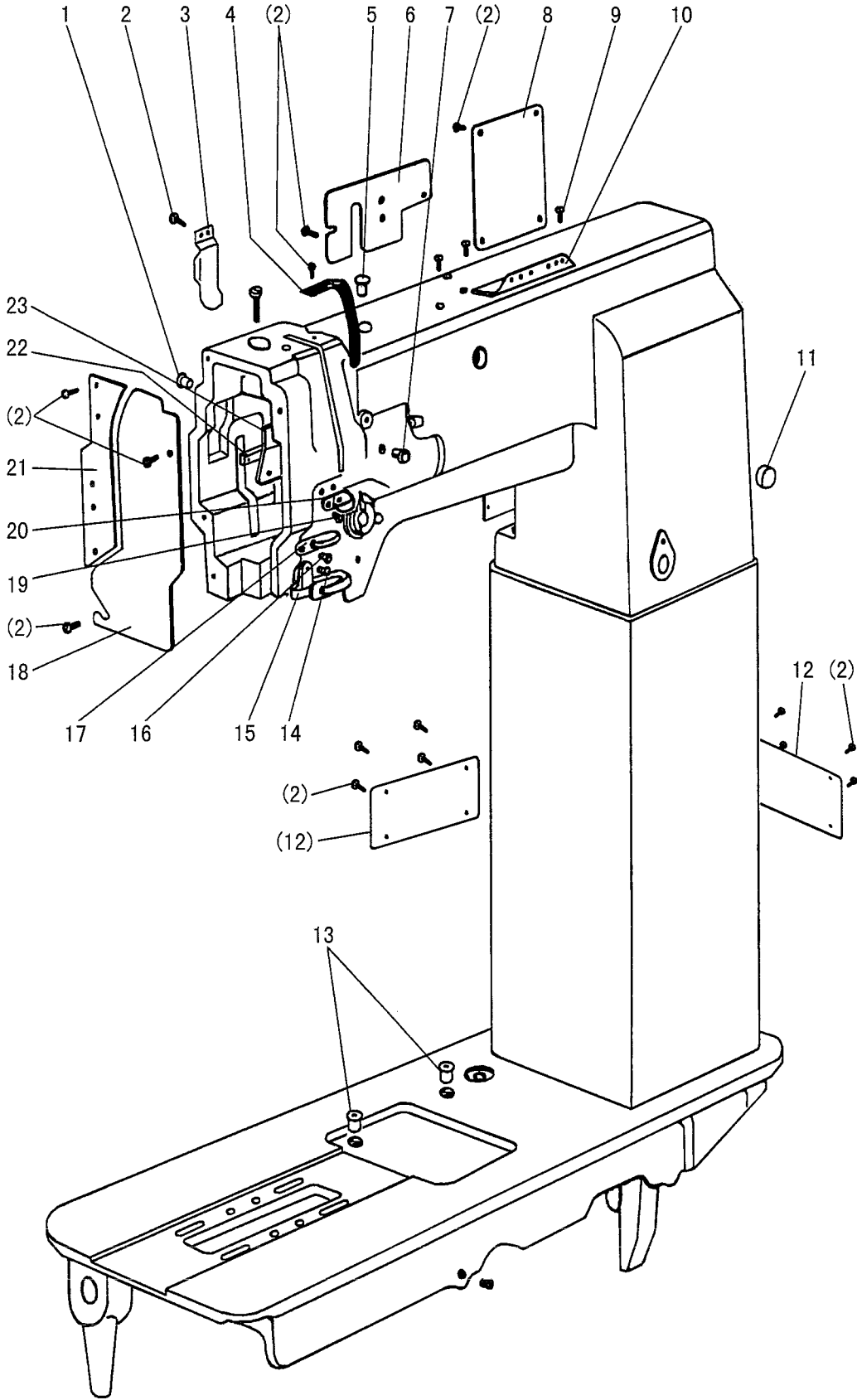
ADJUSTABLE HIGH POST BED COMPOUND FEED

LOCKSTITCH SEWING MACHINE

Parts Catalog

SHANGHAI HUIGONG NO.3 SEWING MACHINE FACTORY

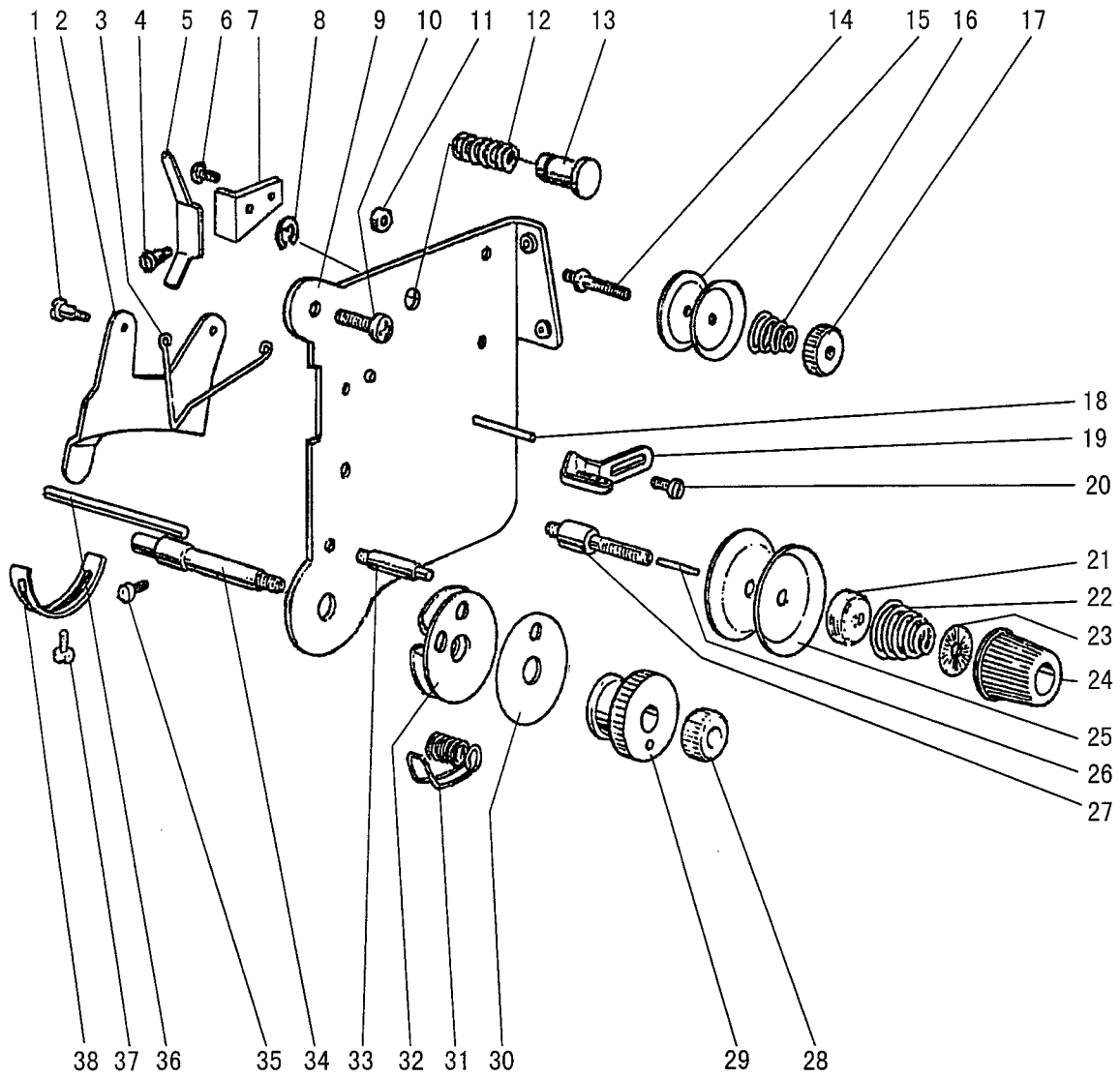
A. ARM BED AND ITS ACCESSORIES



A. ARM BED AND ITS ACCESSORIES

No.	part No.	Description	Pcs.	Remarks
A1	HA300B2090	Rubber plug	2	
A2	HA300B2170	Screw	22	
A3	H4716B8001	Oil guard plate	1	
A4	H4717B8001	Thread take-up cover	1	
A5	H4715B8001	Rubber plug	1	
A6	H4718B8001	Side cover(left)	1	
A7	H2000B2010	Rubber plug	1	
A8	H4719B8001	Side cover(right)	1	
A9	HA700B2060	Screw	2	
A10	H2400B2100	Thread guide	1	
A11	HA307B0673	Rubber plug	1	
A12	H7117B8001	Cover	1	
A13	H2000M0090	Cap	2	
A14	H3200B2100	Screw	1	
A15	H3212B0066	Needle plate	1	
A16	H3000D2160	Screw	1	
A17	H4726B8001	Thread guide	1	
A18	H4727B8001	Plate	1	
A19	H2400B2080	Screw	2	
A20	H2400B2070	Thread guide	1	
A21	H4730B8001	Guide mounting plate	1	
A22	H2400B2060	Plate for oil guide	1	
A23	H3200B2060	Oil guard	1	

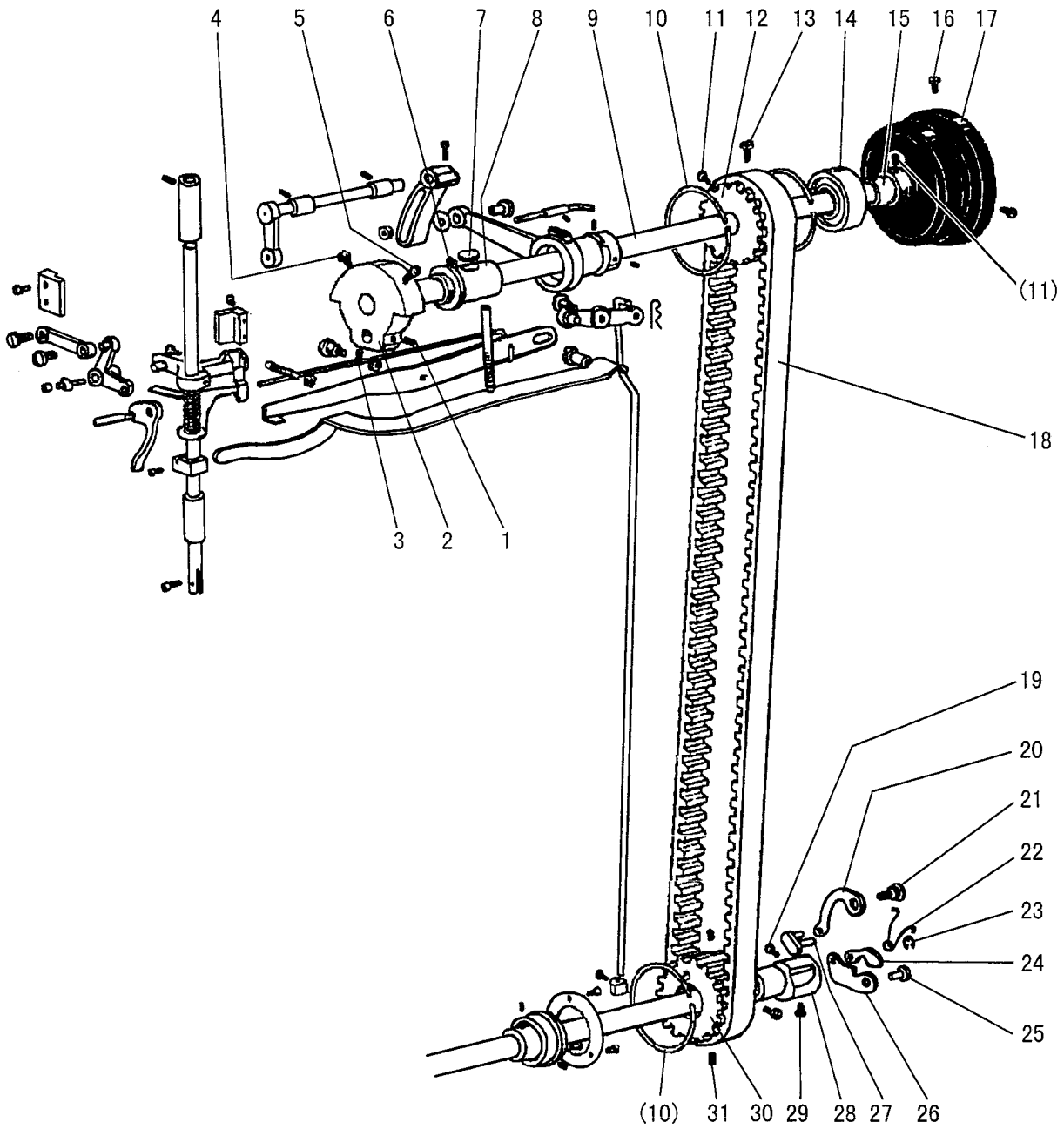
B. THREAD TENSION REGULATOR MECHANISM



B: THREAD TENSION REGULATOR MECHANISM

No.	part No.	Description	Pcs.	Remarks
B1	H3221B6811	Screw	2	
B2	H3221B3142	Tension releasing plate	1	
B3	H3221B6812	Tension releasing spring	1	
B4	H4705C8001	Screw	1	
B5	H4706C8001	Lever	1	
B6	HA7311C306	Screw	1	
B7	H4707C8001	Mounting plate	1	
B8	H007013050	Stop ring	1	
B9	H3221B6820	Mounting plate	1	
B10	HA300C2020	Screw	2	
B11	H3221B6810	Nut	2	
B12	H4708C8001	spring	1	
B13	H4709C8001	Push button	1	
B14	H3221B0686	Screw	1	
B15	HA112B0693	Thread tension disk	2	
B16	H3221B0684	Spring	1	
B17	HA710B0671	Nut	1	
B18	H3221B6816	Pin	1	
B19	H3306B0661	Thread guide	1	
B20	HA106B0676	Screw	1	
B21	HA310B0702	Thread tension disk	1	
B22	H4710C8001	Spring	1	
B23	HA115B7010	Thumb nut revolution stopper	1	
B24	HA310B0701	Thumb nut complete	1	
B25	HA310B0705	Thread tension disk	2	
B26	H3221B6816	Pin	1	
B27	H3221B0686	Screw	1	
B28	H32481B721	Nut	1	
B29	H32481B621	Take-up spring guide	1	
B30	H32481BE21	Plate	1	
B31	H32481B221	Spring	1	
B32	H32481BD21	Plate complete	1	
B33	H4804C8001	Screw	1	
B34	H4805C8001	Screw	1	
B35	H3230K0751	Screw	1	
B36	H3221B6817	Pin	1	
B37	H3221B6818	Pin	1	
B38	H3200B2100	Screw	1	
B39	H3221B6819	Stopper	1	

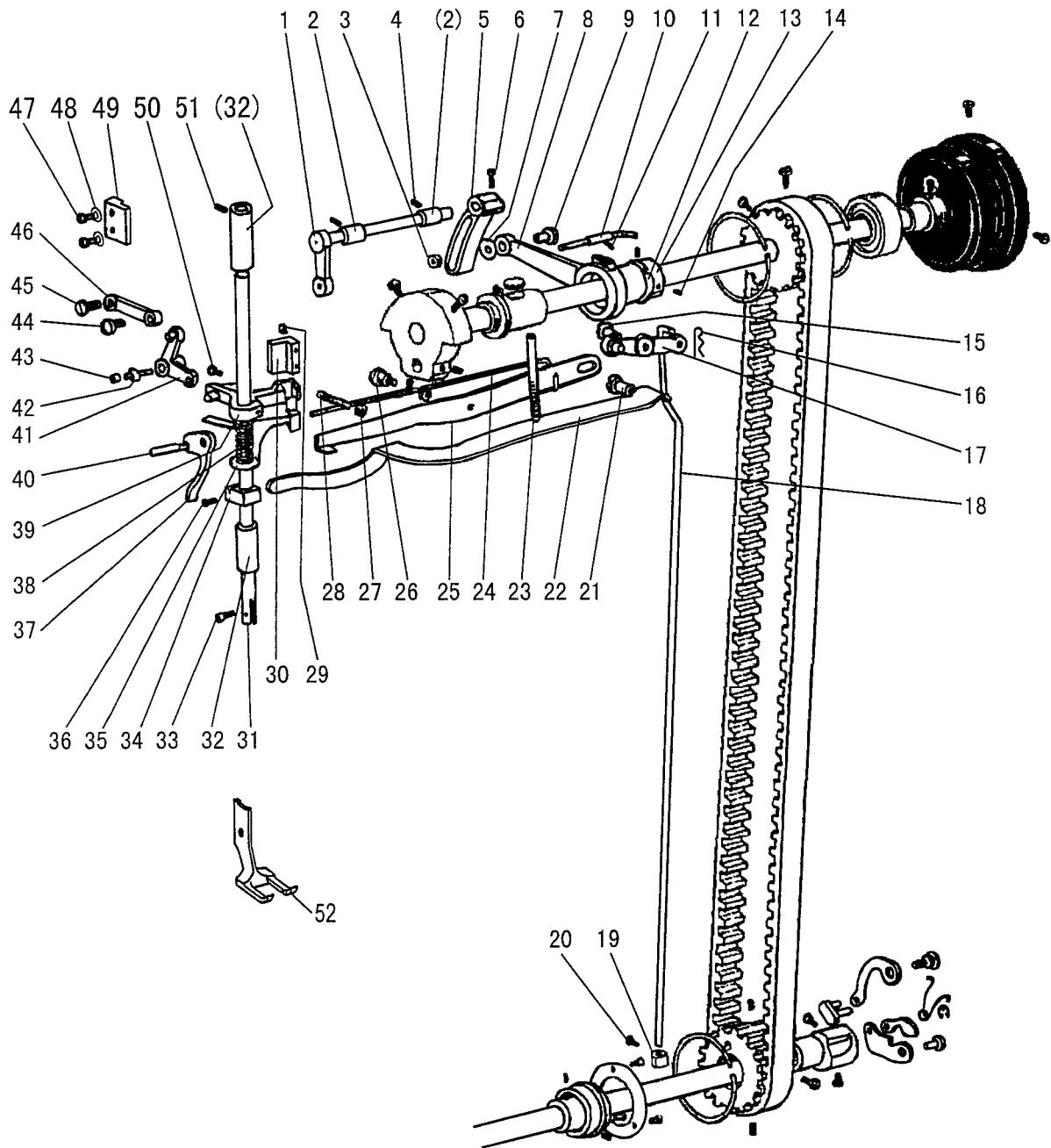
C. UPPER SHAFT MECHANISM



C: UPPER SHAFT MECHANISM

No.	part No.	Description	Pcs.	Remarks
C1	HA307C0662	Screw	1	
C2	H4706D8001	Needle bar crank	1	
C3	HA105D0662	Screw	1	
C4	HA100C2060	Screw	1	
C5	HA100C2070	Screw	1	
C6	H4708D8001	Screw	1	
C7	H32111B104	Felt	1	
C8	H32111B204	Arm shaft bushing(left)	1	
C9	H4709D8001	Arm shaft	1	
C10	H3205C0661	Spring flange	3	
C11	HA113F0684	Screw	1	
C12	H3205C1021	Belt pulley(upper)	3	
C13	HA100F2130	Screw	1	
C14	H3205J0662	Bearing	1	
C15	H3205J0661	Ring	1	
C16	HA110D0672	Screw	2	
C17	H4100C2040	Pulley	1	
C18	H7104D8001	Cog belt	1	
C19	HA104F0654	Screw	1	
C20	H4713D8001	Link	1	
C21	H4714D8001	Pin	1	
C22	H4716D8001	spring	1	
C23	H007013025	E-type stop ring	1	
C24	H4717D8001	Link	1	
C25	H4718D8001	Pin	1	
C26	H4719D8001	Link	1	
C27	H4715D8001	Pin	1	
C28	H4720D8001	Shaft	1	
C29	H4721D8001	Screw	1	
C30	H4722D8001	Belt pulley(lower)	1	
C31	H4723D8001	Screw	2	

D. PRESSER FOOT MECHANISM



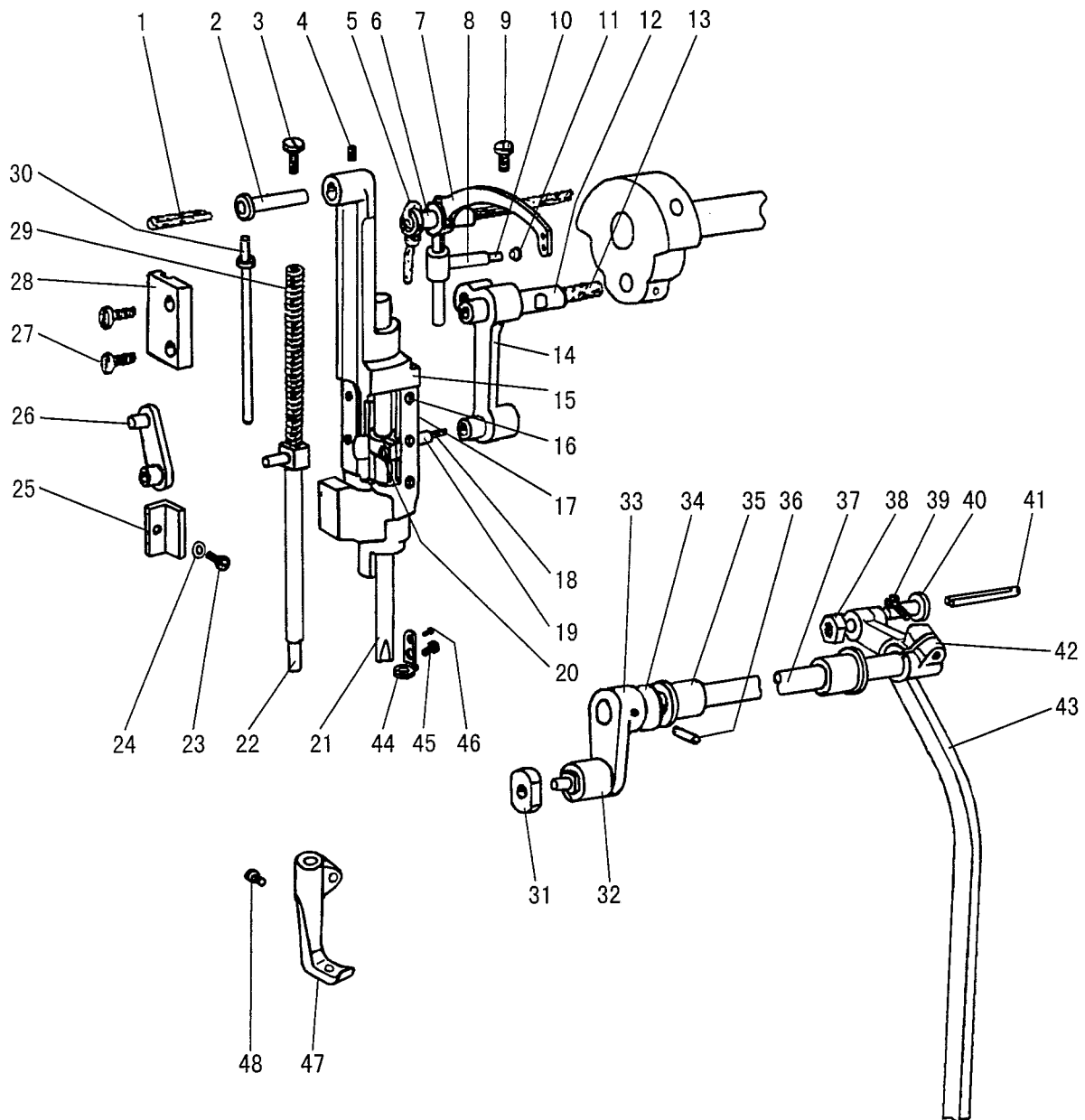
D: PRESSER FOOT MECHANISM

No.	part No.	Description	Pcs.	Remarks
D1	H4705E8001	Feed lifting rock shaft	1	
D2	H4707E8001	Bushing	2	
D3	H0030550608	Nut	1	
D4	H4706E8001	Screw	2	
D5	H4709E8001	Lever	1	
D6	H3115F0671	Screw	1	
D7	H2013J0065	Washer	1	
D8	H2014J0066	Bolt	1	
D9	H2000J2100	Screw	1	
D10	H4713E8001	Oil wick	1	
D11	H20111C106	Spring	1	
D12	H007009250	C-type stop ring	1	
D13	H4714E8001	Eccentric	1	
D14	HA307C0662	Screw	2	
D15	H4732E8001	Screw	1	
D16	H4739E8001	pin	1	
D17	H4734E7101	Link	1	
D18	H7104E8001	Link		
D19	H4741E8001	Collar	1	
D20	H4742E8001	Screw	1	
D21	H3100G2170	Screw	1	
D22	H4730E8001	spring	1	
D23	H4729E8001	Screw	1	
D24	H4727E8001	spring	1	
D25	H4728E8001	Lever	1	
D26	H3100G2130	Screw	1	
D27	H4726E8001	Nut	1	
D28	H4725E8001	Screw	1	
D29	HA111G0683	Screw	2	
D30	H4723E8001	Guide plate	1	
D31	H4754E8001	Presser bar	1	

D: PRESSER FOOT MECHANISM

No.	part No.	Description	Pcs.	Remarks
D32	H4744E8001	Bushing	2	
D33	H3200E2020	Screw	1	
D34	H4746E8001	Spring bracket	1	
D35	H4768E8001	Plate	1	
D36	H2404I0034	Screw	1	
D37	H4748E8001	Lifter lever	1	
D38	H4767E8001	spring	1	
D39	H4752E8001	Bracket	1	
D40	H4749E8001	Screw	1	
D41	H4715E8001	Link	1	
D42	H2004J0655	Support shaft	1	
D43	H4717E8001	Roller	1	
D44	H4718E8001	Screw	1	
D45	H2004J0662	Screw	1	
D46	H4719E8001	Link	1	
D47	HA100E2150	Screw	2	
D48	H4722E8001	Washer	2	
D49	H4721E8001	Guide	1	
D50	H4753E8001	Screw	1	
D51	H4708D8001	Screw	2	
D52	H7105E8001	outer presser foot	1	

E. THRED TAKE-UP LEVER & NEEDLE BAR MECHANISM



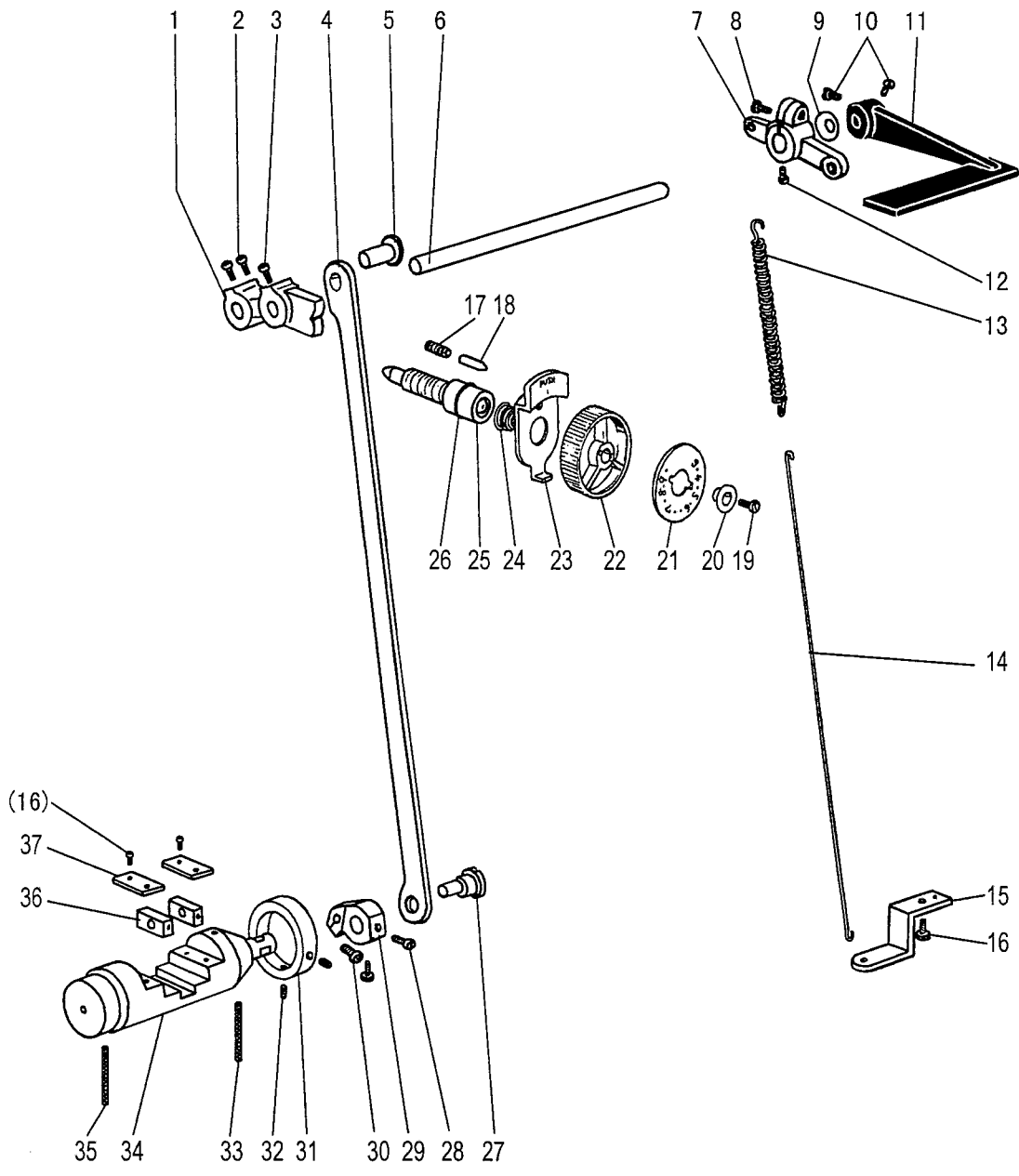
E: THRED TAKE-UP LEVER & NEEDLE BAR MECHANISM

No.	part No.	Description	Pcs.	Remarks
E1	H24211DN05	Oil wick	1	
E2	H4706F8001	Needle bar guide bracket stud	1	
E3	H4707F8001	Screw	1	
E4	HA100C2020	Screw	1	
E5	H24211DN05	Oil wick	1	
E6	H24211DM05	Thread take-up lever support st	1	
E7	H4712F8001	Thread take-up lever	1	
E8	H2405D1112	Slide bar	1	
E9	HA110D0672	Screw	1	
E10	H24211D405	Oil wick	1	
E11	H24211D305	Plup	1	
E12	H2405D0662	Needle bar crank pin	1	
E13	H4716F8001	Oil wick	1	
E14	H4717F8001	Connecting link	1	
E15	H4719F8001	Needle bar guide bracket	1	
E16	H32111D304	Screw	6	
E17	H4721F8001	Spacer	2	
E18	H3204D6513	Felt	1	
E19	H4722F8001	Needle bar holder	1	
E20	H32111D604	Screw	1	
E21	H4806F8001	Needle bar	1	
E22	H4725F8001	Inside presser foot	1	
E23	H3400C2020	Presser bar	1	
E24	H3200I2030	Washer	1	
E25	H3400C2010	Needle bar guide	1	
E26	H4726F8001	Lever	1	
E27	H4753E8001	Screw	2	
E28	H4728F8001	Guide	1	
E29	H4729F8001	Spring	1	
E30	H4730F8001	Vibrating presser spring guide	1	
E31	H3410C301P	Square block	1	

E: THRED TAKE-UP LEVER & NEEDLE BAR MECHANISM

No.	part No.	Description	Pcs.	Remarks
E32	H3406C0671	Screw	1	
E33	H3406C0672	Needle bar vibrating crank(left)	1	
E34	H4734F8001	Collar	1	
E35	H3204B0652	Collar	2	
E36	H602040240	Taper	1	
E37	H4736F8001	Needle bar vibrating shaft	1	
E38	H7107F8001	Nut	1	
E39	H2012N0652	Screw	1	
E40	H7108F8001	Screw	1	
E41	H32311D406	Oil wick	1	
E42	H7104F8001	Needle bar vibrating crank(right)	1	
E43	H8605F8001	Link	1	
E44	H3129F0693	Thread guide	1	
E45	HA100C2170	Screw	1	
E46	H3129F0691	Screw	1	
E47	H7106F8001	Inside presser foot	1	
E48	HA700F2100	Screw	1	

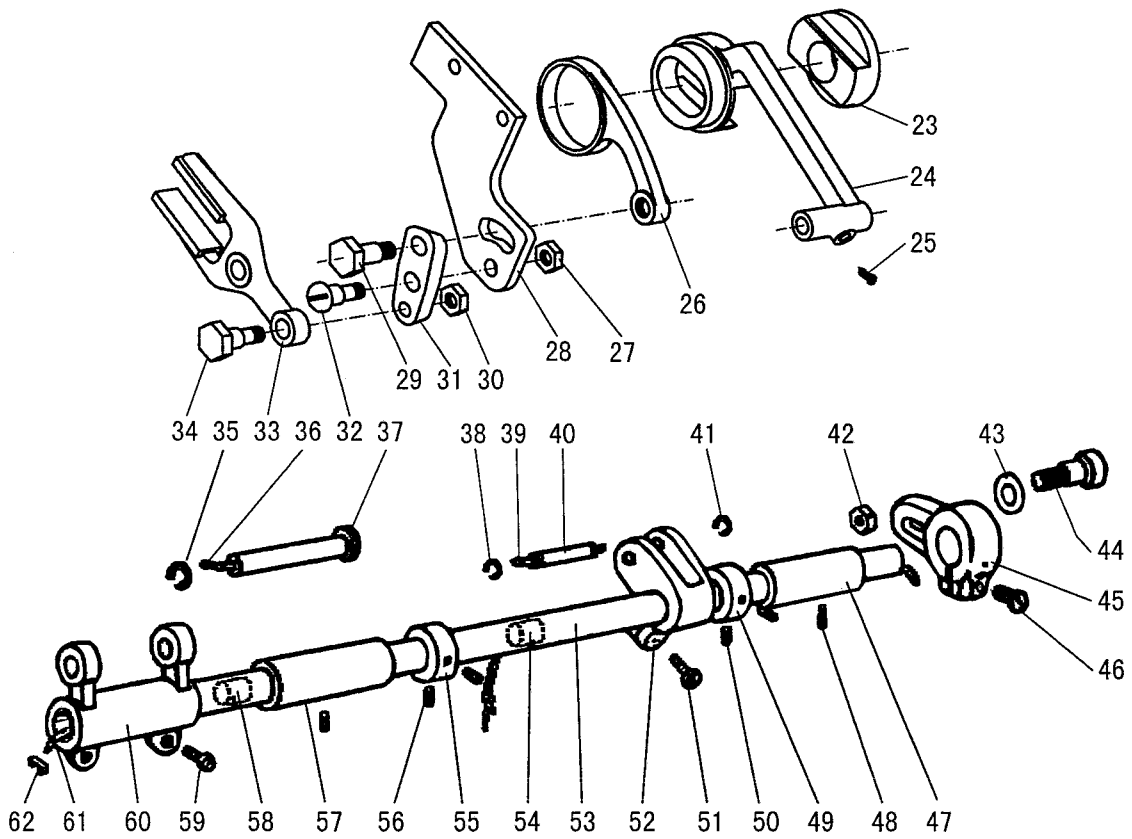
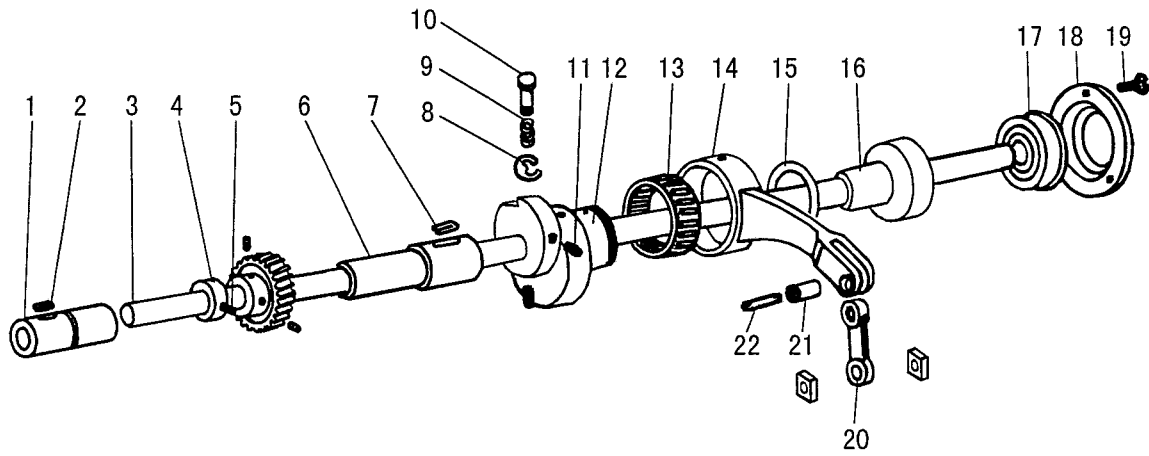
F. STICH REGULATOR MECHANISM



F: STICH REGULATOR MECHANISM

No.	part No.	Description	Pcs.	Remarks
F1	H4706G8001	Feed regulator cam	1	
F2	HA113F0684	Screw	2	
F3	H3200F2020	Screw	1	
F4	H7104G8001	Link	1	
F5	HA100G2070	Eccentric shaft	1	
F6	H4709G8001	Reverse stitch shaft	1	
F7	H3207F0671	Crank	1	
F8	HA800F2020	Screw	1	
F9	HA100F2110	Washer	1	
F10	HA113F0684	Screw	2	
F11	H4711G8001	Lever	1	
F12	H3207F0672	Screw	1	
F13	H4710G8001	Spring	1	
F14	H7105G8001	Link	1	
F15	H3200F2050	spring bracket	1	
F16	HA300C2020	Screw	1	
F17	H3200F2110	Spring	1	
F18	HA700F2030	Pin	1	
F19	HA720F0686	Screw	1	
F20	HA720F0685	Bushing	1	
F21	H7107G8001	Stitch length indicating plate	1	
F22	HA7421F120	Dial	1	
F23	HA720F0683	Stopper pin releasing lever	1	
F24	HA720F0687	Coil spring	1	
F25	HA109F0671	Screw bar	1	
F26	HA109F0674	O-ring	1	
F27	H3206F0662	Pin	1	
F28	H415050060	Screw	1	
F29	H7109G8001	Reverse sewing crank	2	
F30	H428050200	Screw	1	
F31	H4716G8001	Collar	1	
F32	HA3411D308	Screw	2	
F33	H4719G8001	Felt	1	
F34	H4720G8001	Reverse block	1	
F35	H4721G8001	Felt	1	
F36	H4722G8001	Square block	2	
F37	H4723G8001	Guide plate	2	

G. LOWER SHAFT & FEED ROCK SHAFT MECHANISM



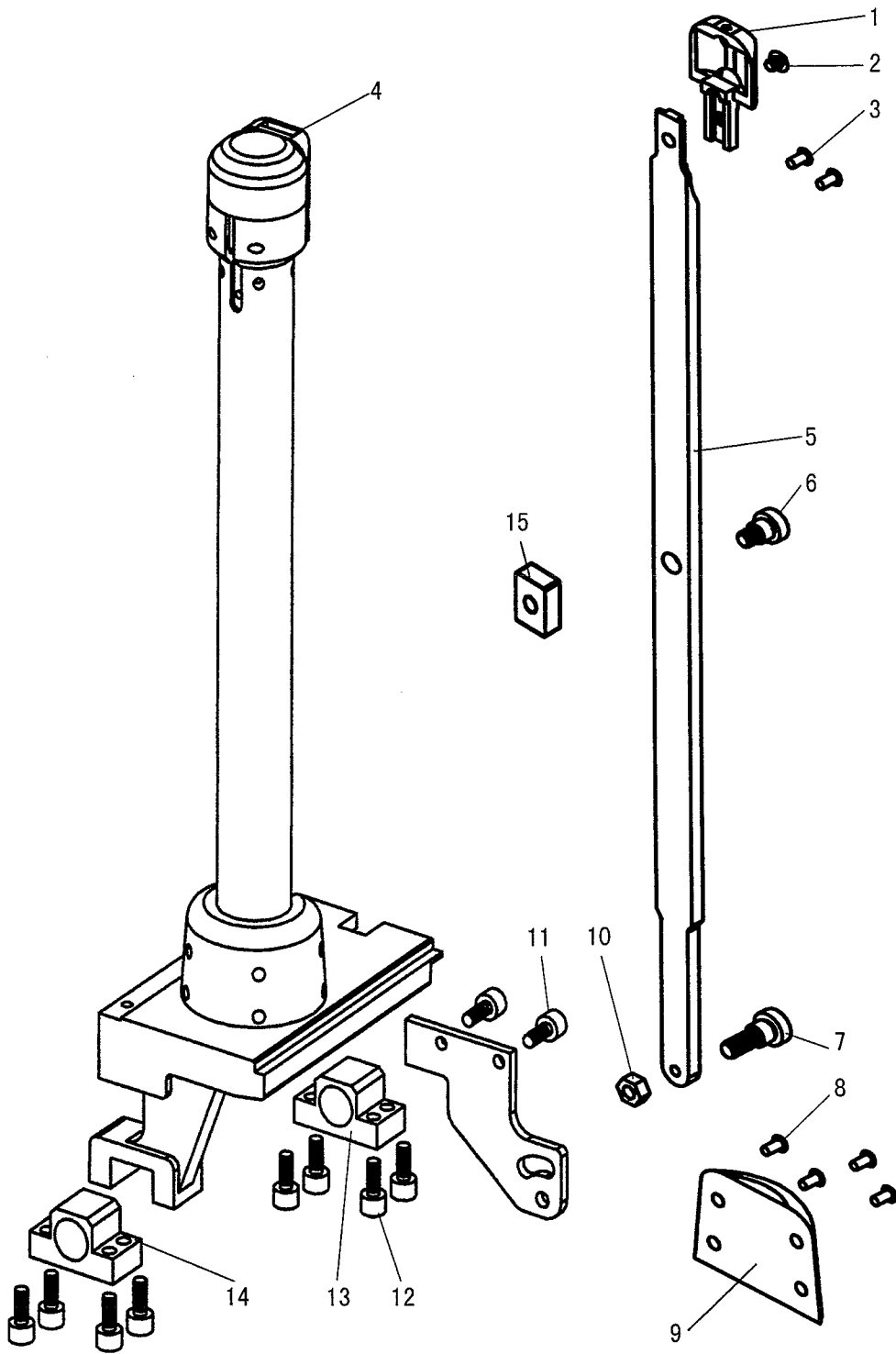
G. LOWER SHAFT & FEED ROCK SHAFT MECHANISM

No.	part No.	Description	Pcs.	Remarks
G1	H4706H8001	Lower shaft bushing(left)	1	
G2	H4707H8001	Oil wick	1	
G3	H7107H8001	Lower shaft	1	
G4	H8615H8001	Feed eccentric cam	1	
G5	H3205H0654	Screw	1	
G6	H8618H8001	Lower shaft bushing(right)	1	
G7	H4713H8001	Oil wick	1	
G8	H007013050	Stop ring	2	
G9	H4714H8001	Spring	1	
G10	H4715H8001	Push button	1	
G11	H2405D0664	Screw	2	
G12	H4717H8001	Feed eccentric	1	
G13	H4719H8001	Needle bearing	1	
G14	H4718H8001	Feed connecting rod	1	
G15	H007009260	C-type stop ring	1	
G16	H4722H7101	Lower shaft bushing complete	1	
G17	H4726H8001	Ball bearing	1	
G18	H4727H8001	Bearing holder	1	
G19	HA7311C306	Screw	3	
G20	H4737H8001	link	1	
G21	H4721H8001	pin	1	
G22	H4720H8001	Oil wick	1	
G23	H8610H8001	guide bracket	1	
G24	H8609H8001	link	1	
G25	H429050050	Screw	1	
G26	H8608H8001	Link	1	
G27	H0030550608	nut	1	
G28	H8605I8001	support plate	1	
G29	H8613H8001	Screw	1	
G30	H4940L8001	nut	1	
G31	H8614H8001	Crank	1	

G. LOWER SHAFT & FEED ROCK SHAFT MECHANISM

No.	part No.	Description	Pcs.	Remarks
G32	H8619H8001	Screw	1	
G33	H8606H8001	bracket	1	
G34	H8620H8001	Screw	1	
G35	H007009070	Collar	1	
G36	H3205G0662	Oil wick	1	
G37	H32243G205	Feed bar shaft	1	
G38	H007013050	Collar	1	
G39	H4739H8001	Oil wick	1	
G40	H4738H8001	pin	1	
G41	H007013050	Collar	1	
G42	H0030550608	nut	1	
G43	H4728H8001	washer	1	
G44	H4729H8001	Screw	1	
G45	H7105H8001	Feed connection crank(right)	1	
G46	H2012N0652	Screw	1	
G47	HA100G2120	Feed connection crank(left)	1	
G48	H4708D8001	Screw	2	
G49	HA108G0661	Collar	1	
G50	HA105D0662	Screw	2	
G51	H2012N0652	Screw	1	
G52	H4736H8001	Feed connection crank(middle)	1	
G53	H3204G0651	Feed rock shaft	1	
G54	H4740H8001	Felt	1	
G55	HA108G0661	Collar	1	
G56	HA105D0662	Screw	2	
G57	HA100G2120	Feed rock shaft bushing	1	
G58	H4740H8001	felt	1	
G59	HA104G1012	Screw	2	
G60	H3205G1032	Feed connection crank	1	
G61	H3204G0031	Oil wick	1	
G62	H3200G2030	Clip	1	

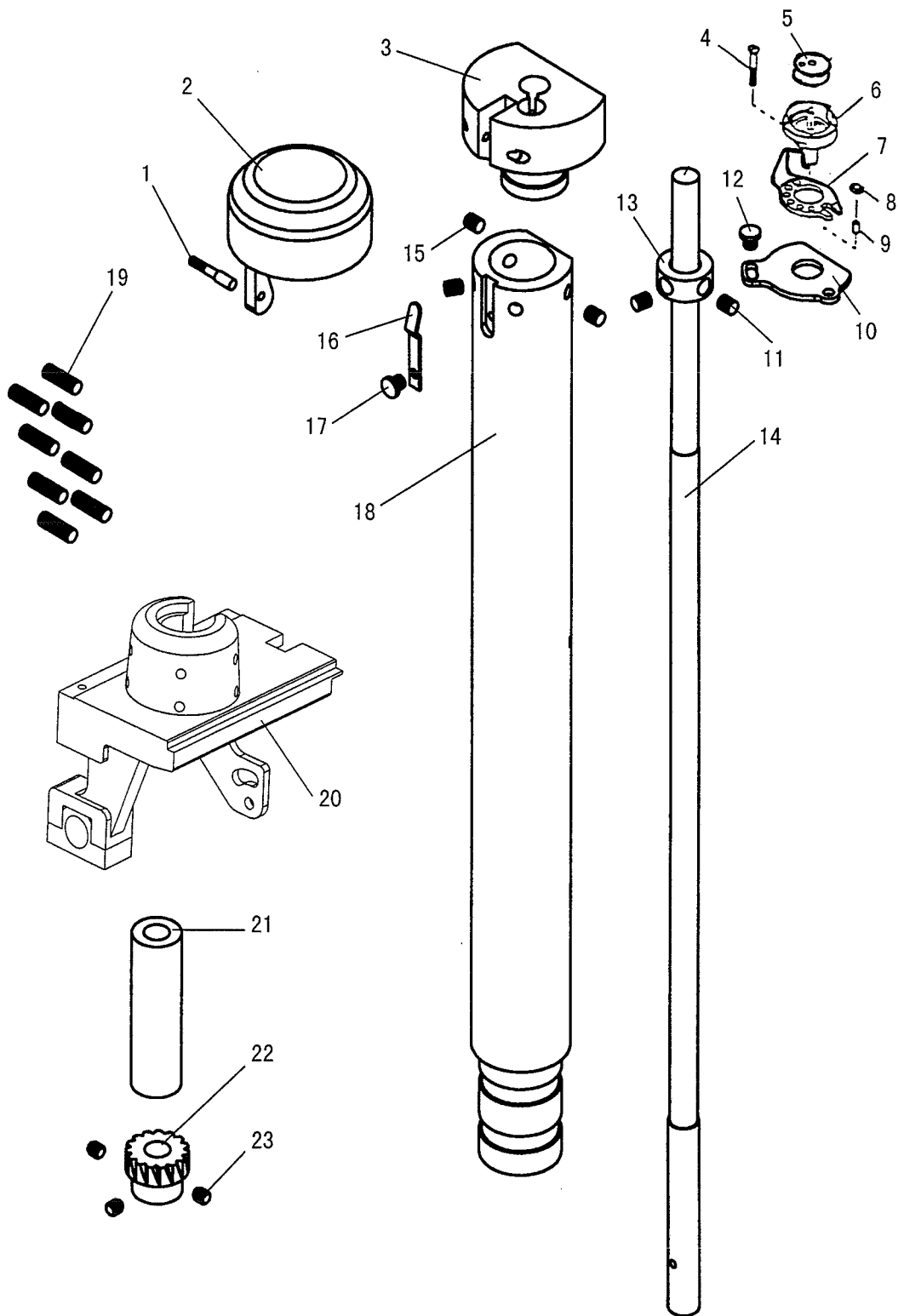
H. FEED BAR MECHANISM



H. FEED BAR MECHANISM

No.	part No.	Description	Pcs.	Remarks
H1	H7107I8002	Feed dog	1	
H2	H7108I8001	Screw	1	
H3	HA100C2190	Screw	2	
H4	H7118B8002	Needle plate	1	
H5	H8604I8001	Feed bar	1	
H6	H7106I8001	Screw	1	
H7	H8607H8001	Screw	1	
H8	HA300B2160	Screw	4	
H9	H7109I8001	Cover	1	
H10	H3208G0675	Nut	1	
H11	H415060160	Screw	1	
H12	H415060200	Screw	8	
H13	H8616H8001	Bracket(right)	1	
H14	H8605H8001	Bracket(left)	1	
H15	H7105I8001	Slide block	1	

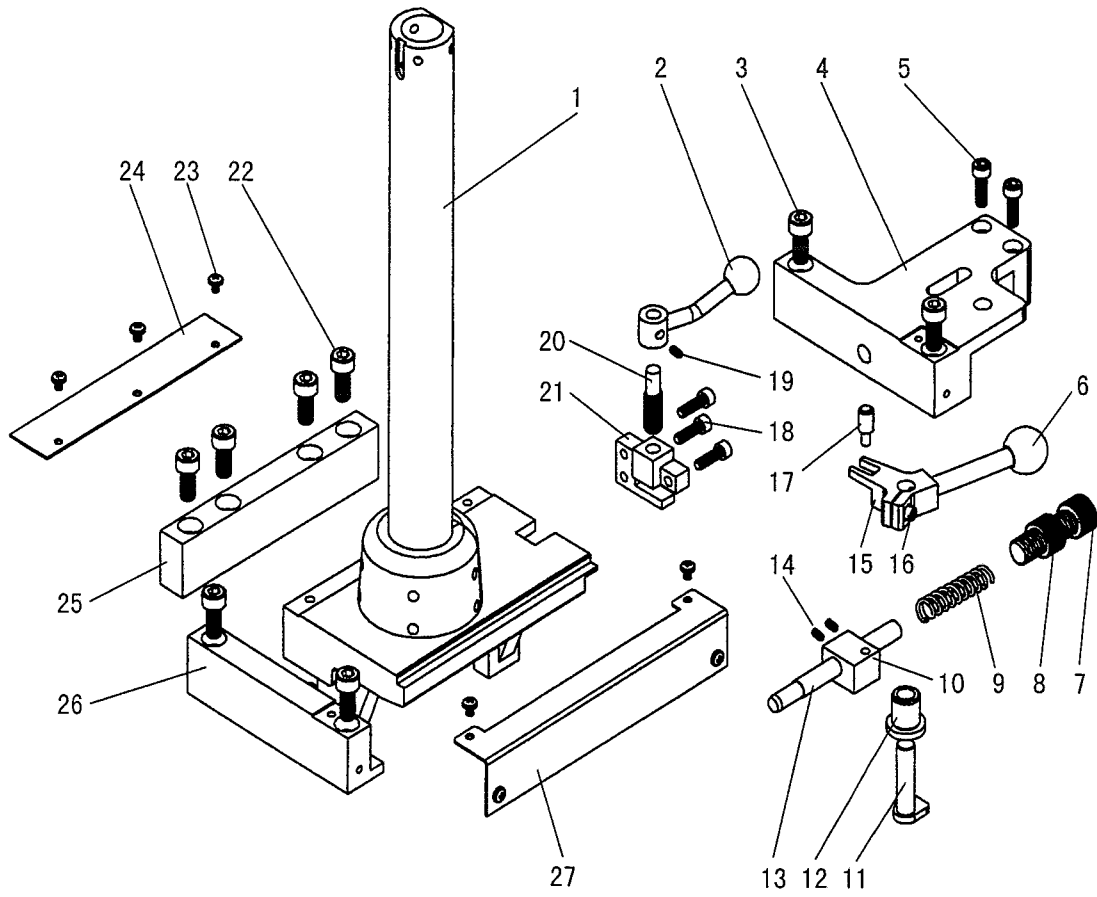
I. HOOK SADDLE MECHANISM



I. HOOK SADDLE MECHANISM

No.	part No.	Description	Pcs.	Remarks
I1	H7124J8001	Screw	1	
I2	H7123J8001	Hook cover	1	
I3	H7109J8001	Hook saddle	1	
I4	H5337D8001	Screw	3	
I5	H2400I2020	Bobbin	1	
I6	H4114D0069	Hook complete	1	
I7	H7125J8001	Opener	1	
I8	H41622D216	Slide block	4	
I9	H410270D16	Pin	1	
I10	H7115J8001	Plate	1	
I11	HA105D0662	Screw	1	
I12	H2204C0651	Screw	1	
I13	H7106J8001	Collar	1	
I14	H7104J8002	Hook shaft	1	
I15	H3210F0681	Screw	1	
I16	H7122J8001	Spring	1	
I17	H3204D6511	Screw	1	
I18	H7113J8001	Hook saddle post	1	
I19	H2000H2020	Screw	8	
I20	H8605J8001	Bracket	1	
I21	H7121J8001	Bushing	1	
I22	H4705I8001	Hook driving gear(small)	1	
I23	HA105D0662	Screw	1	

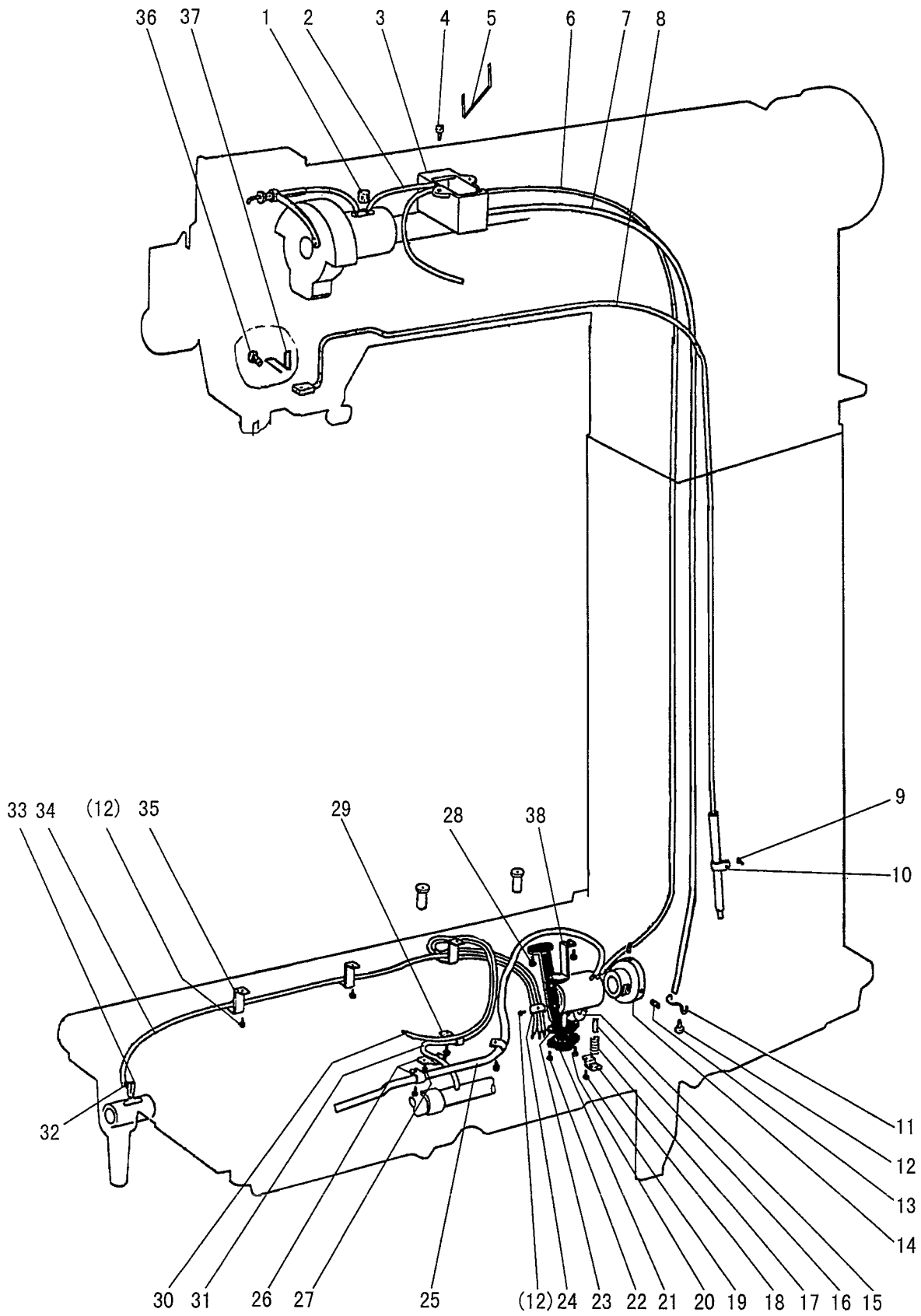
J. HOOK SADDLE SLANTING MECHANISM



J. HOOK SADDLE SLANTING MECHANISM

No.	part No.	Description	Pcs.	Remarks
J1	H7113J8001	Hook saddle post	1	
J2	H8628K8001	spanner	1	
J3	H415080350	Screw	4	
J4	H8629K8001	position bracket(right)	1	
J5	H415060400	Screw	2	
J6	HF01080250	Ball	1	
J7	H8623K8001	Screw	1	
J8	H8622K8001	nut	1	
J9	H8621K8001	spring	1	
J10	H8619K8001	connection block	1	
J11	H8616K8001	shaft	1	
J12	H8617K8001	bushing	1	
J13	H8618K8001	pin	1	
J14	H429050050	Screw	2	
J15	H8624K8001	spanner bracket	1	
J16	H4753E8001	Screw	1	
J17	H8620K8001	connection pin	1	
J18	H415050100	Screw	2	
J19	H429050050	Screw		
J20	H8627K8001	pin	1	
J21	H8626K8001	position bracket	1	
J22	H415080350	Screw	4	
J23	HA300B2170	Screw	7	
J24	H8632K8001	cover(back)	1	
J25	H8630K8001	position bracket(back)	1	
J26	H8631K8001	position bracket(left)	1	
J27	H8633K8001	cover(front)	1	

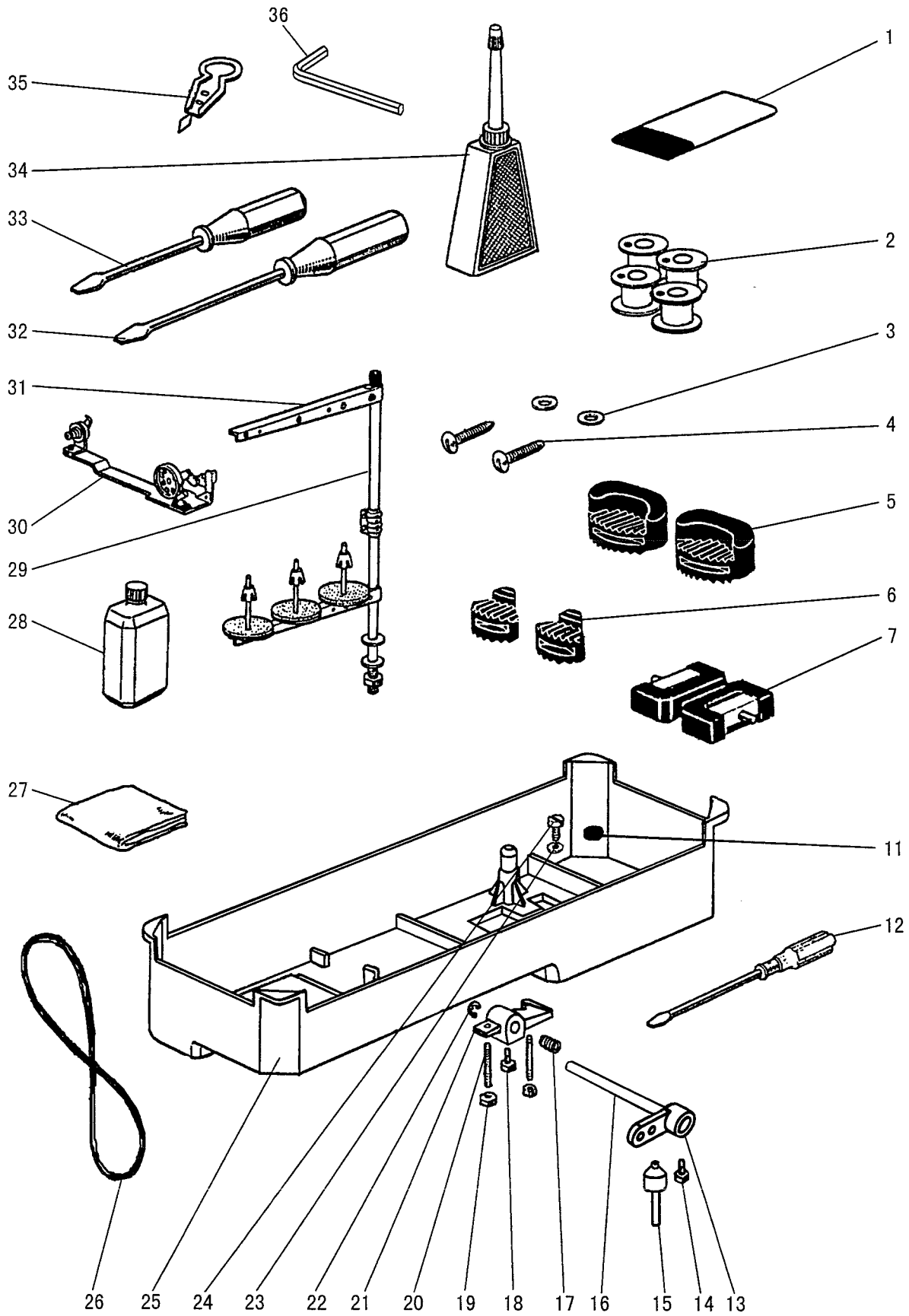
K. OIL LUBRICATION MECHANISM



K. OIL LUBRICATION MECHANISM

No.	part No.	Description	Pcs.	Remarks
K1	H32175B304	Felt	1	
K2	H4705J7101	Oil pipe complete	1	
K3	H3204K0011	Oil reservoir complete	1	
K4	H411040160	Screw	2	
K5	H4707J8001	Holder	1	
K6	H7109K8001	Oil pipe $\Phi 3 \times 1 \times 850$	1	
K7	H7110K8001	Oil pipe $\Phi 5 \times 1 \times 810$	1	
K8	H7111K7101	Oil pipe complete	1	
K9	HA7311CC06	Screw	1	
K10	HA100I2050	Spring washer	1	
K11	H2000M0110	Holder	1	
K12	HA106B0676	Holder	1	
K13	H3230K0751	Screw	8	
K14	H4716J8001	Bushing	2	
K15	H3215K0696	Oil pipe	1	
K16	H1100I2070	Pin	1	
K17	H1100I2090	Spring	1	
K18	H1100I2110	Spring holder	1	
K19	H3204D6510	Screw	1	
K20	H3215K0693	Screw	1	
K21	H3215K0692	Filter	1	
K22	H3215K0694	Screw	1	
K23	H4718J7101	Mounting plate complete	4	
K24	H4720J8001	Holder	1	
K25	H3216K0702	Oil pipe	1	
K26	H2000M0110	Holder	1	
K27	HA106B0676	Screw	3	
K28	HA100E2150	Screw	1	
K29	H4805J8001	Oil pipe $\Phi 3 \times 1 \times 370$	1	
K30	H4731J8001	Holder	1	
K31	H4728J7101	Oil pipe complete	1	
K32	H3216K0070	Oil pipe complete	1	
K33	H3216K0701	Oil wick	1	
K34	H3200K0180	Oil wick	1	
K35	H4726J8001	Oil pipe	1	
K36	H3200K0160	Holder	1	
K37	HA100C2040	Screw	1	
K38	H4722J8001	support plate	1	

L. ACCESSORIES



L. ACCESSORIES

No.	part No.	Description	Pcs.	Remarks
L1	H4705K8001	needle DP×17-22	3	
L2	H2400I2020	Bobbin	2	
L3	HA300J2230	Washer	4	
L4	H801045200	Screw	4	
L5	H3200L0020	Vibration preventing rubber	2	
L6	H3200L0030	Vibration preventing rubber	2	
L7	HA110J0070	Hinge complete	2	
L11	HA100J2120	Magnet block for reservoir	1	
L12	HA300J2070	Screw driver(middle)	1	
L13	H7122L8001	crank	1	
L14	HA300J2180	Screw	1	
L15	H3214L2011	support stud complete	1	
L16	H3213L0662	shaft	1	
L17	HA104J0657	spring	1	
L18	HA106J0664	Screw	1	
L19	HA104J6510	nut	2	
L20	HA104J0659	Screw	2	
L21	H3213L0664	Knee lifter crank	1	
L22	H007013090	E-type stop ring	1	
L23	HA104J0653	Washer	1	
L24	HA104J0652	Screw	1	
L25	H3213L0661	Oil reservoir	1	
L26	GB/T 11544 M	V-belt M75	1	
L27	H7114L8001	Vinyl cover	1	
L28	H3200L0130	Oil can	1	
L29	H7112L8001	pipe	1	
L30	HA706S0067	Bobbin winder	1	
L31	H3200L0120	Cotton stand	1	
L32	HA100J2140	Screw driver(middle)	1	
L33	HA100J2150	Screw driver(small)	1	
L34	HA100J2110	Oiler	1	
L35	H3207L0065	Thread a needle kit	1	
L36	HB00001025	Socket wrench	1	

SHANGHAI HUIGONG NO.3 SEWING MACHINE FACTORY

ADD: 1418, Yishan Road, Shanghai, China

Zip Code: 201103

Overseas Business: TEL: 86-21-64853303 FAX: 86-21-64854304

E-mail: highlead@highlead.com.cn <http://www.highlead.com.cn>