

Telephone: 760-739-8222 or 800-401-8151



## January 22 & 23, 2010

Whether you own an embroidery machine, or are interested in trying one, this will be an exciting event. Learn the secrets of dimensional embroidery and appliqué. We have two different events on each day. In the morning, there will be a "trunk show" and some hands-on practice with crystals and fringe.

[Click here for more information and registration for the morning session.](#)

The afternoon will be a sewing event to learn how to use the layering qualities of embroidery while making a 3 dimensional pin.



[Click here for more information about the afternoon sessions.](#)

**SewingMachinesPlus**

713 Center Drive  
San Marcos, CA

January 2010

Volume IV, Issue 1





**Inside this issue:**

January Classes	2-3
"Feet" Classes	2
Sew What's New	4
Road to California	4
Low-Fat Cranberry Pumpkin Bread	4
Mettler Thread	4

Dates	Event
-------	-------

February 26 Or 27	Floriani Stabilizer and Embroidery
April 16 or 17	The Barracuda Sisters
November 12 & 13	The Stitching Sisters



# JANUARY

# January Classes — Call 760-739-8222 to Register

[\(Click above for more info\)](#)

**Know Your Feet, Pt. 3 - 1/4/2010 - 3:30 PM to 5:30 PM - \$25\*** - This class will present the use of ruffler and gathering feet.

**Know Your New Sewing Machine - 1/4/2010 - 6:00 PM to 8:00 PM - \$25\*** - Did you just purchase a new sewing machine? Come learn the operating basics.

**Know Your Feet, Pt. 5 - 1/5/2010 - 10:00 AM to 12:00 PM - \$25\*** - This class will present the use of the walking foot and the darning foot.

**Alterations Class - 1/5/2010 - 6:00 PM to 9:00 PM - 25-** Bring in an item that needs alterations, and Janet will show you how to properly make the alterations.

**Friendship Group/Sit and Sew - 1/6/2010 - 10:00 AM to 3:00 PM - Free-** Bring your current or unfinished projects to work on.

**Viking Designer Series Users' Group - 1/7/2010 - 10:00 AM to 12:00 PM - \$10 or \$80/year-** Make a cover for your sewing machine.

**Palette/ PEdesign - 1/8/2010 - 10:00 AM to 12:00 PM - \$25\***

Increase your expertise in working with your Palette or PEdesign Digitizing software, versions 6, 7 or 8.

**Sewing Machine Users' Group - 1/9/2010 - 10:00 AM to 12:00 PM - \$10 or \$80/year-** This month you will continue making a Stitch Book using the range of stitches available on your machine.

**Sewing Machine Users' Group - 1/9/2010 - 1:00 PM to 3:00 PM - \$10 or \$80/year-** This month you will continue making a Stitch Book using the range of stitches available on your machine.

**Know Your Serger - 1/11/2010 - 10:00 AM to 12:00 PM - \$25\*** - Still haven't taken your serger out of its box? Let Janet help take the fear out of using this versatile machine.

**Learn Your New Embroidery Machine - 1/11/2010 - 3:00 PM to 5:00 PM - \$25\*** - In this class, you will learn the basics of your new embroidery machine: setting up for embroidery, hooping the fabric, adjusting your design and lots more.

**\*\* Class is free if machine or software purchased at SewingMachinesPlus.**



Viking Embroidery Club

**Embroidery Club - 1/11/2010 - 6:00 PM to 8:00 PM - \$10 or \$80/year-** Each month you will work on a project using your embroidery machine. We will be premiering the Dalco design, "Blissful", shown here.



Embroidery Club

**Clothing Construction - 1/12/2010 - 10:00 AM to 2:00 PM - 4 classes/\$140-** This class is part of a 4-part series designed to help you create a "sloper", a custom-fitted basic pattern from which you can create patterns for many different styles.

**Know Your Serger Feet, Pt. 1 - 1/14/2010 - 10:00 AM to 12:00 PM - \$25\*** - This class will present the use of the blind hem, beading, and lace foot.

**Know Your Serger Feet, Pt. 2 - 1/14/2010 - 1:00 PM to 3:00 PM - \$25\*** - This class will present the use of the elastic foot, the cording foot, and the ruffling foot.

**Know Your Feet, Pt. 1 - 1/14/2010 - 6:00 PM to 8:00 PM - \$25\*** - Learn about the basic feet that came with your sewing machine. You will stitch out samples using the different feet.

**Know Your New Sewing Machine - 1/15/2010 - 10:00 AM to 12:00 PM - \$25\*** - Did you just purchase a new sewing machine? Come learn the operating basics.

**Learn Your New Embroidery Machine - 1/15/2010 - 1:00 PM to 3:00 PM - \$25\*** - In this class, you will learn the basics of your new embroidery machine: setting up for embroidery, hooping the fabric, adjusting your design and lots more.

**Embroidery Club - 1/16/2010 - 1:00 PM to 3:00 PM - \$10 or \$80/year-** Each month you will work on a project using your embroidery machine. We will be premiering the Dalco design, "Blissful", shown here.

**Mini Monthly Wall Hanging - 1/18/2010 - 10:00 AM to 3:00 PM - \$20 + \$6 pattern fee-** The wall hanging uses appliqué to quilt the project. You should be able to complete the wall hanging in one day. You can choose among one of the many available designs.



## January Classes (Cont'd)

**MasterWorks - 1/18/2010 - 6:00 PM to 8:00 PM - \$25\***- Increase your expertise in working with your MasterWorks digitizing software.

**Introduction to Long Arm Quilting - 1/19/2010 - 10:00 AM to 4:00 PM - \$33 plus \$7 kit fee-** This introductory class will teach you the basics of long arm quilting through a combination of lecture and hands-on experience.

**Prof. Embroiderers' Group - 1/19/2010 - 6:00 PM to 8:00 PM - FREE-** Meet other multi-needle embroiderers who will have ideas and questions that will benefit the group. Janet will also share information about ideas and products that would be of interest to the multi-needle embroidery machine owner.

**Quilts of Valor - 1/20/2010 - 1:00 PM to 6:00 PM - Free-** We are working on quilts that will be donated to wounded servicemen.



**Mini Wall Hanging Class - 1/21/2010 - 10:00 AM to 3:00 PM - \$20 + \$6 pattern fee-** The wall hanging uses appliqué to quilt the project. You should be able to complete the wall hanging in one day. You can choose among one of the many holiday designs or any other pattern of your choice.

**BabyLock/ Brother Embroidery Machine Users' Group - 1/25/2010 - 10:00 AM to 12:00 PM - \$10 or \$80/year-** Turn a sweatshirt into a stylish jacket.

**BabyLock/ Brother Embroidery Machine Users' Group - 1/25/2010 - 1:00 PM to 3:00 PM - \$10 or \$80/year-** Turn a sweatshirt into a stylish jacket.

**Learn Your Tin Lizzie /HQ - 1/25/2010 - 6:00 PM to 8:00 PM - \$25\***- Learn the basics of operating your Tin Lizzie or HandiQuilter.

**Intermediate Long Arm Quilting - 1/28/2010 - 10:30 AM to 2:30 PM - 25-** This class is for all long arm quilters. This month's topic is "feathers".



Intermediate Quilting-Feathers

**Quilting with Teresa - 1/28/2010 - 6:00 PM to 9:00 PM - 20-** Teresa Varnes is a Top Teacher at Quilt in a Day! You don't want to miss this opportunity to experience her class. Whether you are a beginning quilter or an experienced one, Teresa will take you where you need to go. This month, we are featuring "Orion's Star".



Orion's Star

**Basic Computer Skills - 1/29/2010 - 10:00 AM to 12:00 PM - 25-** Take control of your computer! This class is designed to help machine embroiderers make the use of their software.

**Janome Embroidery Machine Users' Group - 1/30/2010 - 10:00 AM to 12:00 PM - \$10 or \$80/year-** Turn a sweatshirt into a stylish jacket.

**Know Your New Sewing Machine - 1/30/2010 - 1:00 PM to 3:00 PM - \$25\***- Did you just purchase a new sewing machine? Come learn the operating basics.

**BabyLock/ Brother Embroidery Machine Users' Group - 1/30/2010 - 3:30 PM to 5:30 PM - \$10 or \$80/year-** Turn a sweatshirt into a stylish jacket.




Sweatshirt Jacket

### "Feet" Classes

#### Sewing Machine Feet

- Part 1: the feet that come with your machine
- Part 2: Cording foot and bias binder
- Part 3: Rufflers and Gathering Feet
- Part 4: Pintuck and rolled hem
- Part 5: Walking foot and darning foot
- Part 6: Pearls 'n Piping and In the Ditch/Edge Joining Foot

# Sew What's New



The "Sew What's New" club meets monthly to learn about new products and ideas in the world of machine sewing—quilting, embroidery, clothing, etc. Participants share their own projects. Everyone who shares receives a gift.

Classes for the next month are described, and you get the first chance to sign up. The door prizes are great, too.

**See what's New!  
Share a project!  
Get a prize!**

**January 16 & 20  
10 am to 12 noon  
FREE!**



*"The Best in the West!"*

INFO SHOP CLASSES EVENTS SPONSORS VENDORS WINNERS

**January 14-17, 2010**

JC brought this healthy treat to Sew What's New this month. By special request, here is here recipe.

### Low-Fat Cranberry Pumpkin Bread

- 3 1/2 Cups Flour
- 1 c Brown Sugar, packed
- 1 tsp Baking Soda
- 3/4 tsp. Cinnamon
- 1/2 tsp Ground cloves
  
- 1 C eggbeaters whisked to frothy
- 1 Can 16 oz. whole cranberry sauce
- 1 Can 15 oz. Pumpkin or 2 C mashed sweet potato
- 1/3 C applesauce
- 1 T Orange zest

2 tsp. nuts for top of bread if desired.

Pre-heat oven to 350  
Spray 2 loaf pans or 4 mini loaf pans with non-stick spray.  
Mix dry ingredients and wet ingredients separately and then combine until just mixed. DO Not over mix!  
Bake for 50 minutes. (My bread was getting too dark, so I turned my oven down to 325 for the last 15 minutes.)  
Cool for 10 minutes and remove from pans.



*Sewing, quilting,  
& embroidery is art.*

*Just Beyond  
the Rainbow*



**We now carry Mettler Threads.  
Check it out!!**